


June 2025

Kindergarten Readiness



Sunday	Monday	Tuesday	Wednesday	Thursday	Friday	Saturday
1 Pick a color and find five things in the house that match it. Say the name of each item and describe it with a fun word.	2 Count how many steps it takes to walk from one room to another. Try taking big steps and little steps!	3 Read a favorite story together. Pause before the last word on each page and let your child guess what comes next.	4 In the mirror, make happy, sad, surprised, and silly faces together. Name each feeling and talk about what makes you feel that way.	5 Use clothespins to clip and unclip onto a bowl or basket. It strengthens little fingers!	6 Play "Animal Moves" hop like a bunny, waddle like a duck, slither like a snake, and gallop like a horse!	7 Go to your local library and check out June's books!
8 Build a fort with blankets and pillows. Bring a book or toy inside and play together.	9 Draw a heart and ask your child to name the people they love. Write the names inside the heart together.	10 Line up your stuffed animals or toy cars and practice sorting by size or color.	11 Practice using scissors to cut lines or shapes from old magazines.	12 Sing the "Ice Cream Cone" Song (Words are on the back.)	13 Practice naming each letter in your name. Can you write it?	14 Put a few small toys in a bin with rice or dry beans and let your child dig, pour, and scoop.
15 While eating snacks like crackers or cereal, group them into sets of 5 or 10 and count them.	16 Make up a story together. You say one sentence, then your child says the next, and so on!	17 Play "Feelings Charades." Act out emotions (tired, scared, excited) and guess what they are.	18 Go on a "word hunt" for things that start with the letter of the day (like "C" – Cat, Clock, Cookie).	19 Use playdough to roll snakes, pinch into shapes, or stamp letters with a fork or cup.	20 Go on a shape hunt around your house. Can you find a circle, square, triangle, and rectangle?	21 Have a dance party! Freeze the music randomly and pose until the music starts again.
22 Play dress-up! Create silly stories with your characters and act them out together.	23 Read a book about kindness. Then do a "kindness mission" — help clean up or draw a picture for someone.	24 Sing the "The Watermelon" Song (Words are on the back)	25 Choose a "word of the day" and try to use it in different ways while playing or talking.	26 Practice lacing beads or dry pasta onto string or a shoelace.	27 Play "Red Light, Green Light" using colors, sounds, or animal moves!	28 Turn a cardboard box into a pretend car, rocket ship, or castle. Let your child decorate it!
29 Schedule a playdate.	30 Write your child's name in large letters and have them decorate it with stickers or drawings.	Help your child learn science by being curious together. When your child asks "why" or "how," try to explore the answer with them. You can say things like, "Why do you think the leaves change color?" or "Let's see what happens when we put this sponge in water." Asking questions and looking for answers helps kids learn to think, solve problems, and understand the world around them.				

Use everyday routines to build language skills. For example, during snack time you can say, “You have an apple! Apples are crunchy and sweet. What else is crunchy?” or “Can you find something in the kitchen that starts with the same sound as ‘banana’?” Talking with your child about what they see, hear, and do throughout the day helps grow their vocabulary, builds connections between words and meaning, and lays the foundation for reading and communication.

Books to Read this Month

Check out these books at the library. If they are not available, ask the librarian for a recommendation.

FOR READERS AGES 0–3


Hooray for Hat!
by Brian Won

Orange Pear Apple Bear
by Emily Gravett

FOR READERS AGES 3+

A Way with Wild Things
by Larissa Theule

If You Spot a Shell
by Aimée Sicuro



THE WATERMELON SONG

Five little watermelons growing on a vine
(hold up 5 fingers, wiggle fingers like vines)

The sun came out and they felt fine!
(make big sun with arms overhead)

One got picked and taken to the store,
(pretend to pick and carry)


Now there are four!
(hold up 4 fingers)

Repeat down to one...

One little watermelon growing in the sun,
(hold up 1 finger, arms in sun shape again)

It got picked—now there are none!
(pretend to pick, show empty hands)

Yum!



ICE CREAM CONE SONG

Sung to “Twinkle, Twinkle, Little Star”

First comes the cone so crisp and sweet
(Form a cone shape with hands)

Then comes the ice cream—what a treat!
(Cup hands above the cone for a scoop)

Scoop it high and scoop it low
(Pretend to scoop up high, then down low)

Watch it melt—it’s starting to go!
(Wiggle fingers down like dripping ice cream)

Lick it quick before it drops...
(Pretend to lick an ice cream cone)

Uh-oh! Plop, plop, plop!
(Clap hands on “plop” or gently pat knees)

