


# June 2026

## Kindergarten Readiness



Sunday	Monday	Tuesday	Wednesday	Thursday	Friday	Saturday
	1 <b>Draw the first letter of your name</b> with a stick in dirt, sand, or mud.	2 <b>Go on a color hunt</b> outside. What colors do you see in flowers or the sky?	3 <b>Practice putting on your shoes.</b> Can you try before asking for help?	4 Find words that <b>rhyme with June.</b>	5 Use rocks, leaves, or sticks to <b>make a pattern.</b> Say it out loud.	6 <b>Visit your local library</b> and check out June's books!
7 Hop like a frog <b>10 times.</b> Count each hop.	8 <b>Count 10</b> rocks, sticks, or blocks. Can you make two groups?	9 Sing <b>"5 Little SeaShells"</b> – Words on the back!	10 <b>Build a tiny home</b> for a bug or toy using sticks, leaves, or boxes.	11 Say your name. <b>Clap the parts.</b> Example: Par-ker. How many claps?	12 <b>Pick up small items with tongs,</b> tweezers, or your fingers. Sort them into cups.	13 Play "What changed?" Put out 3 objects. Hide one. <b>What is missing?</b>
14 Make a <b>pretend</b> picnic with cups, plates, or leaves. Who will you invite?	15 <b>Take 5 slow breaths.</b> Smell the flower. Blow the pinwheel.	16 <b>Trace your name</b> with your finger on the table, in the air, or on the ground.	17 Help wash fruit or vegetables. Talk about how they <b>feel, smell, and look.</b>	18 <b>Talk about feelings.</b> What helps you feel calm when you are upset?	19 Sing <b>"Hello, Sunny Day!"</b> – Words on the back!	20 <b>Tear paper into small pieces.</b> Use the pieces to make a summer picture.
21 <b>Go on a listening walk.</b> What do you hear? Birds? Cars? Wind?	22 <b>Practice opening and closing</b> a snack bag, lunch box, or water bottle.	23 Make a line of sticks from <b>shortest to longest.</b>	24 <b>Tell a story</b> about a cloud, bug, rock, or toy. What happens first?	25 Find things that start with /d/ like duck, doll, or dog.	26 <b>Pretend to move like summer animals.</b> Crawl like a turtle. Fly like a bird. Buzz like a bee.	27 <b>Find things that start with /m/</b> like moon, mom, mud, or milk.
28 Celebrate! <b>What did you learn this month?</b>	29 <b>Count your snack!</b> How many do you have?	30 <b>Write the first letter</b> of your name (any way you can!).	<b>Building a Summer Routine:</b> Summer can be fun, busy, and full of change. <b>A simple routine can help your child feel safe and calm.</b> Try doing a few things in the same order each day, like eating breakfast, getting dressed, playing outside, reading a book, and resting. Let your child help make the plan. Ask, "What should we do first?" or "What do we need before we go outside?" Give your child small jobs, like filling a water bottle, picking a book, or putting shoes by the door. These small steps help children build confidence, independence, and school skills.			

## Build Reading Skills With Sounds

Reading starts with hearing sounds. You can help your child play with sounds every day. Keep it short and fun.

### Try this:

- Say the first sound: "Sun starts with /s/."
- Find more words: "What else starts with /s/?"
- Make rhymes: "Cat, hat, bat."
- Clap word parts: "wa-ter, pic-nic, sum-mer."
- Stretch sounds: "mmmmmoon."

You do not need special toys or cards. You can play with sounds in the car, outside, at the store, or at home. These little games help children get ready to read.

### FIVE LITTLE SEASHELLS

**Five little seashells lying by the shore,**  
*Hold up 5 fingers.*

**One washed away, and then there were four.**  
*Put 1 finger down.*

**Four little seashells pretty as can be,**  
*Hold up 4 fingers.*

**One washed away, and then there were three.**  
*Put 1 finger down.*

**Three little seashells shining like new,**  
*Hold up 3 fingers.*


**One washed away, and then there were two.**  
*Put 1 finger down.*

**Two little seashells warming in the sun,**  
*Hold up 2 fingers.*

**One washed away, and then there was one.**  
*Put 1 finger down.*

**One little seashell left all alone,**  
*Hold up 1 finger.*

**I picked it up and took it home!**  
*Pretend to pick it up.*



### HELLO, SUNNY DAY

*SUNG TO: MARY HAD A LITTLE LAMB*

**Hello, hello, sunny day,**

**Sunny day, sunny day.**

**Hello, hello, sunny day,**

**Let's go out and play.**

*Wave hello. Reach arms up like the sun. Point outside.*

**I can jump and I can run,**

**I can run, I can run.**

**I can jump and I can run,**

**Moving in the sun.**

*Jump in place. Run in place. Stretch arms up high.*

**I can read and I can rest,**


**I can rest, I can rest.**

**I can read and I can rest,**

**That is how I do my best.**

*Open hands like a book. Rest head on hands.*

*Take a deep breath.*



# Books to Read this Month

Check out these books at the library.  
If they are not available, ask the  
librarian for a recommendation.

### FOR READERS AGES 0-3

**A is for All the Things You Are**  
*by Anna Forgeron Hindley*

**Llama Llama Sand and Sun**  
*by Anna Dewdney*

### FOR READERS AGES 3+

**Turtle in a Tree**  
*by Neesha Hudson*

**Happy in Our Skin**  
*by Fran Manuskim*

